



Office Flashpoint Porto



MONTHLY ANALYSIS

Take-up

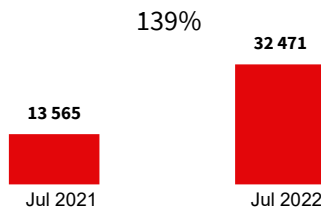
Take-up	2 184 sq m
M-o-M Growth	-68%
Y-o-Y Growth	331%
Deals No.	3
Average GLA	728 sq m
Zone 2	1 920 sq m 88%

Top Deals

Building	Zone	Area (sqm)	Tenant
Braamcamp 119	2	1 920	confidential
Arrabida Lake Towers - Ed C	8	234	confidential
Aviz Trade Center	3	30	confidential

YEAR-TO-DATE ANALYSIS

Take-up (sqm)



No. of Deals

38
46%

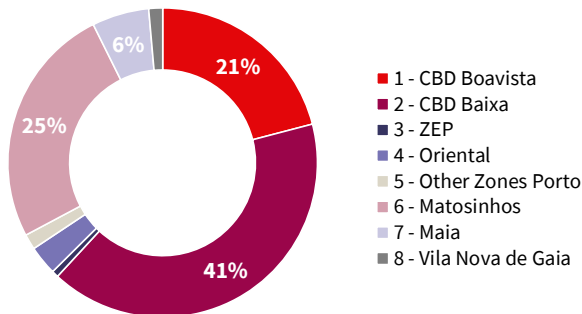
Average Area

855 sq m
64%

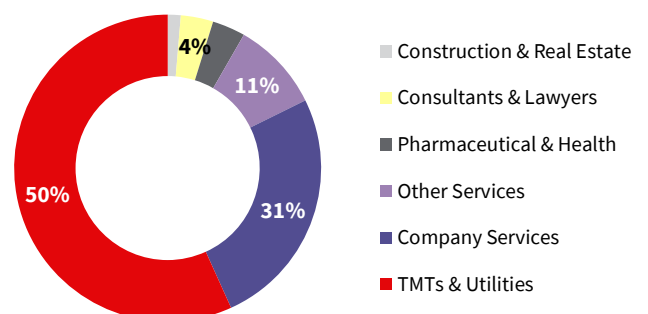
No. of Deals >1,000 sqm

9
350%

Take-up by zone



Take-up by sector



Source: YTD Data 2022 PPI/JLL



Sofia Tavares
Head of Office Leasing
sofia.tavares@eu.jll.com



Joana Fonseca
Head of Strategic Consultancy
& Research
joana.fonseca@eu.jll.com