



Office Flashpoint Porto



MONTHLY ANALYSIS

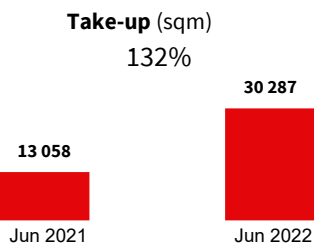
Top non-confidential Deals

Building	Zone	Area (sqm)	Tenant
Catarina 1232	2	2 819	Fintru
LC 142	2	1 528	Transcom
Jardins de França	1	331	PDT/Visabeira

Take-up

Take-up	6 763 sq m	
M-o-M Growth	-21%	
Y-o-Y Growth	8%	
Deals No.	6	
Average GLA	1 127 sq m	
Zone 2	4 347 sq m	64%

YEAR-TO-DATE ANALYSIS



No. of Deals

35
40%

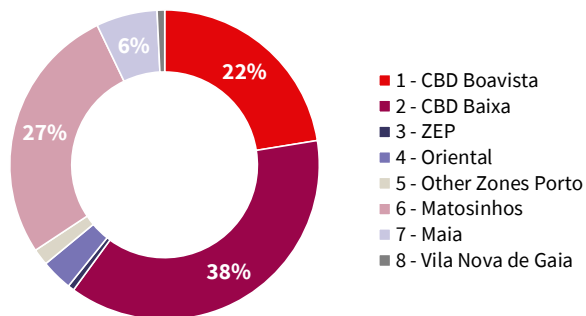
Average Area

865 sq m
66%

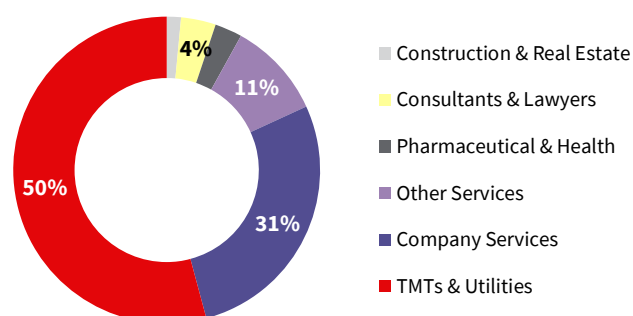
No. of Deals >1,000 sqm

8
300%

Take-up by zone



Take-up by sector



Source: YTD Data 2022 PPI/JLL



Sofia Tavares
Head of Office Leasing
sofia.tavares@eu.jll.com



Joana Fonseca
Head of Strategic Consultancy
& Research
joana.fonseca@eu.jll.com